



LOCAL WEB DESIGN

Designing a Website That Produces Results


ANDLEY  MEDIA

TABLE OF CONTENTS

Introduction

01

Chapter I

User Behavior

02

Chapter II

Principles of Effective
Web Design

03

Chapter III

Wordpress Features

05

Chapter IV

Our Design Process

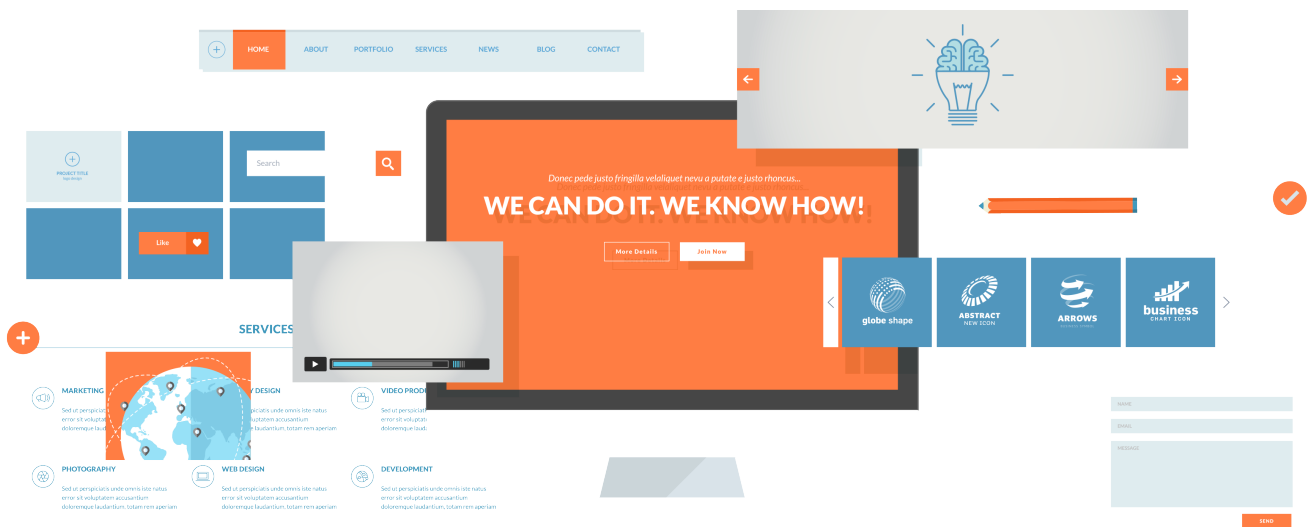
07

Chapter V

Conclusion

10

INTRODUCTION



In a technology driven age, it has become essential for local businesses to create a presence online. A website allows you to bolster your current advertising campaigns, take control of your brand image online and build long term relationships with your clients.

Wordpress is a universal website platform that provides the scalability required when growing your business.

This guide will take you through the website design process and explain the benefits of using Wordpress as a website platform.

USER BEHAVIOR

Before we start, we need to take a look at user behaviour online. Keep in mind that your website is there to guide your customers and potential customers towards a specific action. However, the action needs to address a specific need from the customer. The better you understand the behavior, the better you will be at addressing their needs.



QUALITY & CREDIBILITY

Website users appreciate quality and credibility in a website. You can have the most beautifully designed website in the world, but if your content is lacking in quality and credibility, your design means nothing.



ANALYSING A WEBPAGE

Users scan web-pages. They don't read every single bit of content and search for anchors to guide them through the content of your website page.



INSTANT GRATIFICATION

Your website needs to grab your user's attention in the first few seconds or risk an exit.



INTUITION

Users tend to follow their intuition which makes it very important that your website structure follows an intuitive flow.

PRINCIPLES OF EFFECTIVE WEB DESIGN

Applying these principles during your web design process will put you in good stead with your users.



GOAL

Each page on your website needs to cater to a specific goal of your user. Whether your user is looking for your contact details or more information on a product or service, your website needs to cater to that in the most effective way.



COMMUNICATION

Users tend to consume information very quickly on the internet. It's therefore important that you communicate information very clearly on your website. It needs to be easy to read and digest. You can accomplish this by formatting your text with headers, bullet points etc.



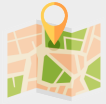
COLOR

Use color effectively throughout your website. To create harmony and balance, use complementary colours. Provide contrast for the text and background colors to make your website content easy to read. Colors have the power to evoke emotions, so bear this in mind when deciding which palette to use.



MEDIA

Text isn't the only form of communicating with your users. Adding rich media to your website like images, videos and infographics can communicate a point across more effectively than any piece of text. It can also be very effective in positioning your brand to your target audience.



USER JOURNEY

This refers to the actions the user takes when moving around in your website. There is a general "3 click rule" which states that a user shouldn't take more than 3 clicks to get to their goal/destination. Make sure that the website has a logical page structure which has intuitive user flow.



USER ATTENTION TRACKING

Studies have shown that users scan computers in a "F" pattern which places their attention in the top left hand side of the screen. Good designers will build a website using this flow instead of forcing a different type of flow and prioritize the most important information left to right and top to bottom.



LOAD TIME

Websites that take a long time to load are universally hated by most users. Ensuring that website images are optimized to load faster and making sure the code is optimised will ensure that your website loads quicker.



MOBILE FRIENDLY

Make sure that your website is optimized to be viewed across all devices. You will be missing out on a big chunk of traffic if your website is only optimized for desktop usage.

WORDPRESS FEATURES

With Wordpress, you can create powerful, polished sites. It's the most popular website publishing platform and currently powers more than 20% of the web.

Wordpress is constantly improving with updates rolling out regularly to enhance the user experience. With their user-friendly content management system, you don't need to be a programmer, or know anything about html to update your website.

50, 000 new Wordpress websites get published every day, from small business websites, to big media organizations like CNN. The scalability ensures that your website can grow with your business.

Here's a list of reasons we would recommend using Wordpress.

100% CUSTOMIZABLE

Your website is totally customizable in Wordpress; from the color to the layout.

USER-FRIENDLY

An intuitive user interface is the result of Wordpress' simple, uncomplicated technology. Adding new pages, blog posts and media can be done without coding and html knowledge.

SEO FRIENDLY

One of Google's considerations when indexing your website, is your HTML code. Google does not like excessive code. Wordpress is already streamlined which creates a good basis for your future SEO efforts.

FULL W3C COMPLIANCE

W3C sets standards for html code to ensure that websites will comply with the latest browsers. Wordpress is W3C compliant.

DATA SAFETY

When you build a website on a hosted service, you risk your website data disappearing if the hosted service fails. With Wordpress, no one, besides your developers, has access to your content. Your content is also automatically saved, which protects against data loss.

SCALABILITY

You can add hundreds or thousands of pages to your Wordpress website without compromising the performance in the least. Your website can grow alongside your business.

WEBSITE SECURITY

If you have the right partner setting up your Wordpress installation, they will "harden" the installation which actually provides more security against hackers than your average website.

MULTI-USER FUNCTIONALITY

Within Wordpress, administrators can create user accounts and specify the level of access these accounts hold.

UNIVERSAL PLATFORM:

Finding a designer to work on your website will never be a problem as most designers know how to work with Wordpress. Instead of starting from scratch when you want to do a re-design, a designer can edit the existing website.

MOBILE FRIENDLY

With responsive themes, your website will identify the device your site visitors are using, and automatically adjust the view appropriately.

BLOG READY

Wordpress has a built in blog functionality, ready for you to design and activate.

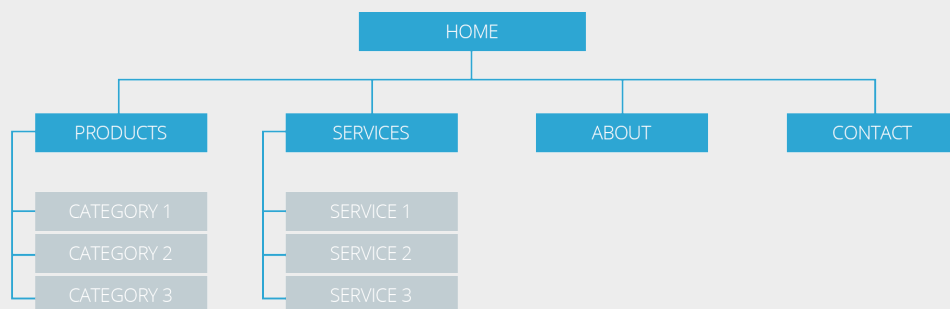
DESIGN PROCESS

PLANNING

Website Goals - During the beginning phase of the process, it's important to determine the goals of the website; for example, lead capturing, sales or to provide information. These goals will dictate the design of the website as it strives to meet this goal.

Content Structure - Mapping out the content structure and getting approval on that during the planning phase is crucial. This will save enormous amounts of time later on.

Example:



1

DESIGN

Quality Branding Materials - Your website needs to have consistent branding in order for the user journey off-line to compliment the user journey online. An example would be the logos on your letterhead which should match the logos on your website.

Mockups - The mockups are created, keeping the website goals in mind. It's important to have enough variety in the mockups to view how different styles could possibly impact the website look and feel.

Review & Approve - The website look and feel needs to be considered and approved by all stakeholders before the development can start.

2

3

DEVELOPMENT

Website Template Framework - The main template framework for the website is developed before the individual page templates are developed. It's the foundation for the various page templates.

Page Templates - Once the master template is developed, the individual page templates are created; for example the product page template which will be used for all product pages.

Add Special Features - Special features are developed when the need arises for a specific function; for example adding social network buttons where users can "like" your blog posts.

Upload Content - After the content has been written and approved, it needs to be uploaded along with any other media to the specific pages of the website. Other media include videos, images, pdf documents or slides.

QA - Once the website has been fully developed, it needs to go through Quality Assurance by testing all links, functionality etc. This process can be time consuming, but is necessary in order to avoid any errors when pushing live.

4

LAUNCH

Transfer to Live - When all testing has been completed, it's time to transfer the website to the live server where the website will be hosted.

Test - Live testing is necessary in order to ensure there are no errors or bugs on the live website.

SITE MAINTENANCE

Security Updates - In order to ensure that your website is safe and secure, a monthly update of Wordpress and plugins is recommended.

Website Backup - It's devastating when you lose your website data. Making a backup at least once a month will ensure that you never lose website data ever again.

Content updates - Keep your content fresh by updating it at least once a month with new blog posts. When products or services get added to your business, it's important to transfer that information to your website, where your users have easy access.

CONCLUSION

Whether you are building your first website, or re-designing your website, this quote applies to you:

"If you don't have time to do it right, when will you have the time to do it over?" - John Wooden

Make sure that you apply best practices and always keep your users top of mind. What will they like? What is their journey?

Your website is an extension of your business and needs to receive the same attention as your physical premises does. Do a good job with your website the first time around.